


Block of the Month for February 2021

Scrappy Happy Hearts

12 x 12" Block (12.5" x 12.5" Unfinished)



Let's make this heart in many colors, such as a purple or green or blue heart.

Cutting

•**White:**

Cut 5 - 2 7/8" Squares
Cut 6 - 2 1/2" Squares

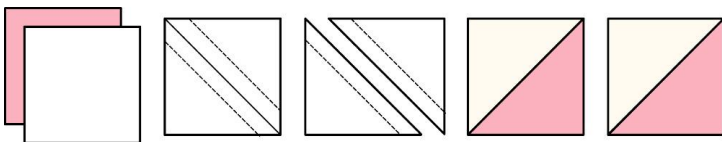
• **Scrappy Colors:**

Cut 5 - 2 7/8" Squares
Cut 20 - 2 1/2" Squares

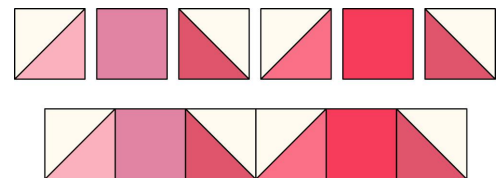
Assembly

For best results, please use scant 1/4" seams.

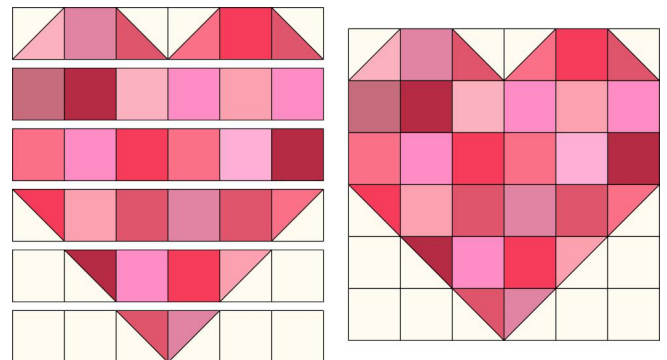
1. Make the half square triangles first. Using the 2 7/8" white and different colors squares, draw a line from corner to corner on the 5 white squares. This is the cutting line. Put white squares and colored squares right sides together and sew a scant 1/4" on each side of the cutting line. Cut on the cutting line and press to the colored side.



2. Combine half-square triangles with 2 1/2" squares in rows as illustrated. You will have six rows.



3. Sew the rows together.



4. Please send this to me by **February 4, 2021**.

Please mail to Kika Hutchings 4861 3rd Street, Carpinteria, CA 93013
Questions? Please call Kika Hutchings 805-566-0045, or email at rjkika1938@gmail.com